



**In this issue:**

Ohio Council Initiative . . . .1

September Membership Meeting . . . . .2

President's Quill . . . . .3

NCCFF Fishing Contest . . . .3

Mega Raffle . . . . .4

Membership Renewal . . . .4

Endangered Fisheries . . . .4

Personal Pontoon Boat . . .5

Volunteers . . . . .5

Richard Cochran . . . . .6

Insect Repellents . . . . .7

Fly Tiers Corner . . . . .8

Beginning Fly Angler . . . .9

Hook Drive! . . . . .10

Membership Application . . . . .11

Upcoming Events . . . . .12

## Ohio Council Initiative: A new adventure

*by Don Van Buren*

Earlier during this year Jim Schramm, President of the Great Lakes Council (GLC), appointed me chairman of the Ohio Council Initiative (OCI). This initiative was proposed to investigate the feasibility of creating a Sub-Council of the GLC within the borders of Ohio, and is something that has been in the works for a few years. A Sub-Council under the GLC is an FFF requirement since Ohio currently does not have the full ten FFF clubs required for full Council status. Prior to this initiative, little action had been taken other than efforts to establish more FFF clubs within the state. George Vosmik and Joe Valencic agreed to be part of the team that would help lead the initiative.

By having a Sub-Council within the state, there will be a unified voice for fly fishers and fly-fishing within Ohio and bordering states. This is a tremendous opportunity to not only strengthen bonds between the Ohio clubs, but to be an organization that will be able to promote education and conservation projects and issues that directly impact our fisheries. The Sub-Council will be able to solicit funding from GLC to support these efforts. Currently, the dollars that Ohio clubs generate for the GLC are being spent in Michigan because there is no voice in Ohio asking for funding of our projects. You will see where this money is being spent when you get the September issue of the GLC FLYLINE. In that issue is the GLC Annual Report that describes the Conservation Grants and spending on Educational Programs, all of which was spent in

Michigan. Since Ohio represents about one-third of the total GLC membership, we felt it was time to aggressively pursue this initiative.

We have been very busy with OCI over the summer. In July a meeting was held in Mansfield for the presidents and officers of the Ohio FFF clubs, and the here's what came out of that meeting:

The group unanimously voted to continue the process of forming a Sub-Council in Ohio. All agreed that it was time for this to happen, and that a Sub-Council would give us the opportunity to draw on the resources of the GLC as we mature.

A committee was formed to review Bylaws and report back at the next meeting. Various small assignments were given.

The group will meet again in September to continue the process.

The best way to describe that first meeting is "High Energy." There was passion in each speaker's voice as they talked about unifying our clubs and beginning to control our own destiny. There was also passion when it came to discussing where the money was being spent that Ohio clubs had contributed. They realized with only two Directors representing Ohio out of 19 total, that it was time to do something. (Based purely on demographics, Ohio should have at least 7 Directors on the GLC Board) We must be better represented.

I will keep you updated on the progress of this initiative in future columns, until then, welcome back to the start of our new Club Year.



The Taut Line Newsletter is a publication of the North Coast Fly Fishers, Inc (NCF) who is solely responsible for its content. The Taut Line is published ten times yearly from September through June, under the direction of the Director of Communications, NCF. All inquiries should be addressed to:  
 Taut Line Newsletter  
 P.O. Box 312  
 Painesville, Ohio 44077  
 Attn: Dir. Of Communications

The North Coast Fly Fishers (NCF) is a 100% Federation of Fly Fishers (FFF). Its purpose is to promote fly fishing as the most enjoyable and sporting method of fishing. We are committed to provide education in the best practices and techniques of the sport, including fly tying, fly casting and fish and water conservation. Our members are committed to maintaining a current membership in the FFF



**2003-2004 NCF Board of Directors & Officers**

- President:  
 Don Van Buren ..... (440) 635-1165
- 1st Vice Pres:  
 George Vosmik ..... (440) 333-6133
- 2nd Vice Pres:  
 Doug Crouch ..... (216) 221-2944
- Treasurer:  
 George Shuffert ..... (440) 272-5449
- Secretary:  
 Charleen Drotning ..... (440) 449-7525
- Communications:  
 Joe Valencic ..... (440) 255-8216
- At Large:  
 April Beates ..... (440) 237-3758
- At Large:  
 Mike Chmielecki ..... (216) 362-9231
- At Large:  
 Connie Hodge ..... (440) 286-1216
- At Large:  
 Lenny Jagoda ..... (440) 259-5382

Clip art courtesy Dave Whitlock,  
[www.davewhitlock.com](http://www.davewhitlock.com).

**September Membership Meeting**

**Wednesday, September 3rd 2003**  
*Penitentiary Glen Nature Center*  
 8668 Kirtland-Chardon Rd.  
 Kirtland, Ohio

**Beginner Fly Tying, Favorite Fly & Fly Casting**  
 6:30 - 7:45 PM

**Guest Speaker**  
 Richard D. Cochran

*Executive Director, Chagrin River Land Conservancy*  
 8:00 - 10:00 PM

# HUNT FISH CAMP

**SERVING NORTHEAST OHIO**

<b>Mentor, OH</b> 9620 Diamond Centre Drive Mentor, OH 44060 Phone: (440) 639-8545	<b>Twinsburg, OH</b> 2695 Creekside Drive Twinsburg, OH 44087 Phone: (330) 405-2999	<b>Sheffield, OH</b> 5244 Cobblestone Road Elyria, OH 44035 Phone: (440) 934-8222
Mentor Gander Mountain is located at 9620 Diamond Centre Drive, at the Diamond Centre complex.	Twinsburg Gander Mountain is located at 2695 Creekside Drive, at Creekside Square.	Sheffield Gander Mountain is located at 5244 Cobblestone Road, in Cobblestone Square.

Gander Mountain  
HUNT • FISH • CAMP™

**Store Hours:** Monday thru Saturday, 9 am to 9 pm, Sunday, 10 am to 6 pm  
 For our other locations go to [www.GanderMountain.com](http://www.GanderMountain.com) or call 1-800-282-5993



***"When one tugs at a single thing in nature, he finds it attached to the rest of the world."***

*— John Muir, naturalist, explorer, and writer (1838-1914)*

---

---

## From the President's Quill

### The start of a new season

Welcome to the start of another NCFE season. I hope everyone has had an enjoyable summer in spite of the weather. It seems Mother Nature wanted to reinforce the point that "Patience is a virtue," and certainly patience was tested as rain forecast followed rain forecast!

Your Board of Directors has once again worked hard to plan and implement a full season for you. Here's what's coming up:

### Favorite Fly Program

John Lincoln will kick off our September NCFE Favorite Fly segment, followed by Mark Mumaw in October and Jon Hamilton in November. Others are scheduled and will be announced in the future.

### Knot Tying Program

Dave Tolhurst has left the Board, to pursue fishing or just plain rest after serving two terms as our Secretary. Dave has graciously agreed to once again conduct the knot tying classes.

### Speaker's Program

George Vosmik has assembled a partial slate of speakers and is working to finalize the balance of the schedule. George has recruited several new speakers to present their topic and talk to our Club.

### Casting

We will be trying something new this year with regards to casting instructions. George Vosmik will conduct random casting clinics throughout the year as schedule and activities permit. Either

George or someone he has recruited will conduct casting activities utilizing the "Fly O's" (Short rods with a wool/synthetic line) inside the Auditorium. The classes will be random and the format will be to practice and address questions regarding casting. This will be geared to the beginner or someone who has a problem with their casting skills.

### Outings

The form for planning an outing developed last season has worked out well and we encourage you to give it a try and plan an outing, big or small. April Beates has a number of outings planned for the ladies and has worked hard to get more ladies involved with our club.

### Other Events

We have on tap our Holiday Dinner, Expo 2004, NCFE 2004 Conclave, Fly Tying Marathon and our Picnic. We are always open to any new ideas for events, so if you have an idea, run it by any Board member.

### Raffles

This year we have scheduled a "Mega Raffle" see details in another article. The monthly raffle structure and prizes has been reviewed and we plan to upgrade this area based on member's feedback.


Our new season promises to be interesting, exciting and informative! Once again welcome to a new season.

*Donald R. Van Buren*

---

## Inaugural North Coast Fly Fishers Summer Fishing Contest!

Do not forget to turn in all of your fishing records to the September 3rd members meeting. Winners will be announced at the October 1st members meeting.



---

## Return of the Mega Raffle

You'll be happy to know that the annual Holiday Dinner Mega Raffle is returning to NCFE, with ticket sales beginning in October. This year's raffle will feature ten prizes including two rod/reel combinations and a box filled with custom tied flies in the top three slots. Value of the top three prizes is over \$500. Seven additional prizes will also be featured at the December raffle.

New this year is an additional incentive for selling Mega Raffle tickets. We will be giving a seller's reward of \$15 cash to the seller of each of the top three prizes. If you sell all three of the top three prize-winning tickets you will pocket \$45. Tickets will be \$1 each or 6 for \$5.

Tickets will be going out with the October issue of the Taut Line newsletter, and additional tickets will be available at the October Members Meeting. Even if you don't buy a ticket for yourself, you have a chance to win the sellers reward for every ticket you sell. Remember, anyone can purchase Mega Raffle tickets, so everyone is a prospect for sales.

---

## Membership Renewal

Welcome back to the first Members Meeting of NCFE. As we start a new club year it's time to think about renewing your membership dues. As you may remember, the Board of Directors unanimously voted to keep the dues the same as they had been in past years; \$10 for Individuals, \$15 for Couples & \$25 for Family Memberships. Get them in early to make the Membership Director's job a little easier.

---

## Federation of Fly Fishers Announces America's Most Endangered Fisheries for 2003

LIVINGSTON, MONTANA — August 14, 2003 – Invasive species top the list of threats to America's most endangered fisheries, according to the Federation of Fly Fishers (FFF) which today announced its annual list of the nation's most threatened fisheries.

"Invasive species pose a significant threat to the natural habitats we all cherish," said spokesman Bob Wiltshire, FFF Invasive Species Coordinator. "We can't be complacent, we must all work to try to slow the spread of these destructive invaders."

This year, two fisheries stand out among the many waters devastated by human neglect and abuse.

- 1) Chicago River, Cal-Sag Canal, Illinois
- 2) Ventura River, Ventura County, California

### Chicago River

The migration of Bighead carp, a species not native to North America, has advanced up the Mississippi River to the Illinois River and Cal-Sag Canal leading to the Chicago River. If Bighead carp reach the Chicago River, there is nothing to stop them from migrating through the Chicago River locks to Lake Michigan. This would be the initial introduction of the species to Lake Michigan. (Bighead carp already have been found in Lake Erie.)

The Bighead carp's feeding patterns put them in direct competition with forage fish of the Great Lakes. This competi-

tion for food most likely will have a serious negative impact on the entire Great Lakes recreational fishery. Installation of a permanent electrical barrier in the Cal-Sag Canal could stop the invasion of Lake Michigan by Bighead carp.

### Ventura River

The Ventura River along the California coast historically supported annual steelhead runs of approximately 5,000 fish before the construction of the Matilija Dam in 1948. Recent runs have dipped to alarming levels of approximately 50-100 steelhead. Listed as endangered in 1997, the Southern California steelhead arguably carries the original DNA of all steelhead trout along the Pacific Coast of North America, making them a biologically significant strain.

Numerous flood control projects, construction encroachment, erosion, exotic species, and non-point source pollution all stress the Ventura River and its habitat toward further degradation. Creation of a fish passage facility and removal of the Matilija Dam, coupled with habitat restoration, would allow fish access to their historic spawning grounds and help to restore the Southern California steelhead.

### For more information

Go to our web site [www.fedflyfishers.org](http://www.fedflyfishers.org). You can reach us by email at [conserve@fedflyfishers.org](mailto:conserve@fedflyfishers.org) or call us at 406.222.9369.

---

## Personal Pontoon Boat Critique

by: Joe Valencic

Well, I finally did it. I sold my beloved Bass Tracker Tournament V-17 bass boat that I've had for the past 8 years. You purists can stop with the applause right now! I did so with mixed emotions, but in the end I knew it was the right thing to do. The boat occupied a parking space in the garage for the past four years and was piled high with so much stuff that at times it looked more like an open-top storage bin than a bass boat. Add to that the fact that the boat has not been used at all this season (and only two days last year for perch fishing), and you can see why I did it.

My bride of 31 years has been more than patient with my toy cluttering the garage for all these years while my truck sat out in the driveway, and duly consoled me when I came home with the sad news of the sale and cash in my pocket. Her soothing lasted about 30 seconds when she asked about taking a nice vacation with our windfall. I won't trouble you with the details of the ensuing conversation; suffice to say that I lost both the battle and the war, and will be visiting cute little craft stores and eating expensive food.

But all is not lost, because I immediately went out and bought a personal pontoon boat for river and small lake fishing (don't tell the bride). I picked it up from Herb Imondi who was a Steelhead Guide on the Grand River until shoulder surgery forced him from the business. He had six of these for sale and they were only in the water twice before his surgery. Herb let me take one for a couple of weeks to try out, and I fell in love with it on the first trip.

The model I bought is an Outdoor Discovery Craft ODC 816 made by The Creek Company, Ltd in Steamboat Springs,

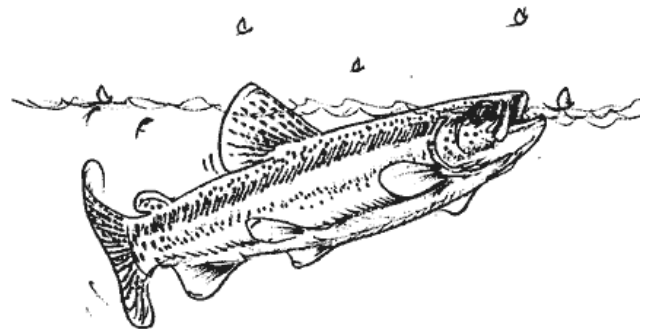
Colorado ([www.creekcompany.com](http://www.creekcompany.com)). The pontoons are 8 feet long by 16" in diameter, and they carry an aluminum tube frame with adjustable walk-thru foot rests, and a large zippered storage pocket on each pontoon. The comfortable padded seat has a full size fold down back with room under it for a PFD, and a stripping apron is also included. The mesh cargo deck, with lots of D-rings, is ample for everything you'll need on an all day float trip, and is convertible to an aluminum deck for a trolling motor and battery at extra charge. Fully assembled and inflated it weighs just 45 pounds and fits inside the back of my 8' bed pickup truck with the gate closed. Carrying capacity is a generous 375 pounds and the craft is 4 feet wide (very stable).

I've used it several times at Lake Aquilla in Chardon and East Branch Reservoir in Claridon Township, and have since added a small anchor and a rod holder for my fly rod (home made from PVC pipe, foam padding and Velcro straps). Casting is not a problem until the wind blows the craft around, which is the reason for the anchor. Since the pontoons are made of 840-denier fabric, you won't break any speed records when using the 6-foot long breakdown oars, but it will get you around fine. With a following wind you can move nicely, but I believe this craft is at its best in a river with current. Herb still has a couple of these for sale at \$225 each (new cost is \$299 + S&H), and he can be reached at (440) 341-1717 if you're interested in buying one. I've looked at a number of these crafts, and this one fit my needs the best because of its capacity and comfort. Check out their website or your Cabelas Catalog for more details.

---

## Volunteers

Volunteerism is what has made NCFE the great club that it is. If you feel called to help the club in any capacity just speak to Don Van Buren or any of the other Directors. We are looking for people to help with the Basic Fly Tying, the Monthly Raffle and the Membership Table just to name a few spots. Please consider helping out however you can. The harvest is rich and the laborers are few.



---

**September's Members Meeting Speaker**

**Richard D. Cochran**

**Executive Director, Chagrin River Land Conservancy**

Chagrin River Land Conservancy serves the communities of the Chagrin watershed, and is extremely active in direct land protection, maintains a large, local membership, and spearheaded the effort to form the Chagrin River Watershed Partners (CRWP). Cochran's role has evolved from one of doing everything to one in which he is responsible for leading CRLC, for creating overall corporate excellence through strong management, and for assuring CRLC's future through strategic planning. Cochran's specific duties as head of CRLC include negotiating and orchestrating land conservation projects; planning and convening large educational events with national experts in fields such as land use planning and conservation law; advancing Chagrin River Land Conservancy's advocacy and education program with publications, speeches, and other outreach tools; raising operating and land protection funds for CRLC; managing all of the corporation's operations including budgets, annual planning, asset management, constituent communications, and corporate risk assessment; managing and motivating all of the staff; managing the board of trustees and committee chairs; and serving the private land conservation needs of residents of the Chagrin River watershed.

Cochran worked for three years on the formation of Chagrin River Watershed Partners (CRWP), a 501(c)3 corporation. CRWP includes approximately thirty municipalities, four county park districts and other county governmental agencies, several state-wide, regional and national environmental agencies and organizations, and many local organizations devoted in some measure to conservation and land use planning. The mission of CRWP is to bring diverse parties together in a planning process that assures a vibrant and sustainable economy and ecology in the Chagrin River watershed region. A staff of three reports to an active executive committee and board of trustees.

Cochran is a frequent speaker at local, regional and national events. His topics range from watersheds and urban sprawl to tax implications of land conservation. Cochran has taught land trust seminars in Ohio, Pennsylvania, Wisconsin, Oregon and Florida, and nationally at the Land Trust Alliance Rally. He has consulted with several land trusts in Ohio, Florida, and Pennsylvania on issues such as structuring conservation real estate transactions, fundraising, corporate management, hiring the first executive director, and strategic planning.

  
**www.madriveroutfitters.com**  
**Secure Online Shopping!**  
**Free Shipping on orders**  
**over \$25.00!**  
**783 Bethel Rd. Columbus, Ohio**  
**1-888-451-0363**

  
**Junction**  
**AUTO SALES**  
(440) 286-6161  
(440) 632-1001  
(440) 946-5577  
U.S. 322 & OHIO 44 • CHARDON OH 44024  
Dodge Jeep  
**JOHN M. LACAVA**  
Automotive Sales Consultant  
NCCFF Member  
Dodge

---

---

## Insect Repellents

by Wm. A. Sodeman, Jr., M.D., J.D., used with permission from *The Riverwatch*,  
The quarterly journal of the Anglers of the Au Sable.

In July of 2002 the New England Journal of Medicine published an article written by Mark S. Fradin, M.D. and John F. Day, Ph.D on the effectiveness of various insect repellents. These authors used mosquitoes in their testing.

Diseases caused by biting insects, particularly mosquitoes, are responsible for a great deal of death and disability worldwide and that is the reason for a scientific study of the effectiveness of insect repellents on mosquitoes. The information provides a collateral benefit for those of us bothered by mosquitoes while fishing. Here is a brief summary of the information they obtained. Anyone who wishes to look at the original paper can find it in the July 4, 2002 issue of The New England Journal of Medicine, Volume 347, and p. 13 Insect repellents were tested by applying the repellent to the arm of a volunteer and then having the volunteer stick his or her arm into a cage full of mosquitoes. The time to the first bite was recorded. If there was no mosquito bite after the first minute then the volunteer removed his or her arm from the cage. The treated arm was reinserted at regular intervals until a bite eventually occurred. A great deal of care was used to insure that test was free of bias and error.

The good news is that products containing 20 percent DEET offered protec-

tion from mosquito bites for an average of 4-5 hours. For most of us this means bug free fishing with a need to reapply repellent only once, or at the most twice if you are going to make it a long day. The bad news is the lesser concentrations of DEET, below 20 percent, offered only in the one and one half hour range, which would mean more frequent interruptions to reapply. I had been concerned in the past about rumors of possible toxic side effects from DEET and was heartened to find that it has an excellent safety profile.

It has been used for 40 years and there have been approximately 8 billion human applications. Out of this 8 billion there have been fewer than 50 cases where there have been serious side effects and only 13 produced any kind of residual effect. This works out to one bad residual event for every seven and one half million applications. My guess is it would probably be safer to use DEET than it is to wade the stream.

For those few people who are allergic or sensitive to DEET there are a couple of alternative options that seem to work. They are effective but not as long lasting. There is a soybean oil based preparation (Bite Blocker for Kids) that provides about an hour and a half of protection and a eucalyptus oil preparation (Repel Lemon Eucalyptus Insect Repellent or Fite Byte Plant-Based Insect Repellent) that on

average works for two hours. The rest of the repellents tested seem for all practical purposes to be useless. Herbal preparations containing citronella were effective for 10 to 20 minutes, IR3535 for 22 minutes and the skin softening preparations, which have had a great deal of popularity, seem to be even less effective at 10 minutes or less protection. If you use these you will spend more time applying insect repellent than fishing! The wristband preparations and presumably the stick on tabs, though they were not tested, including those impregnated with DEET, did not give a full minute of protection. Other studies have shown that the small mechanical devices that emit sounds that are supposed to scare away mosquitoes are ineffective. Based on the studies the strategy which I will adopt is to use Deep Woods OFF which contains 23.8 percent DEET or Sawyer controlled release which contains 20 percent DEET. (I pick these because they were the ones tested, but there is no good reason why any DEET preparation of 20 percent or greater would not work as well.

---

The fisherman has a harmless, preoccupied look; he is a kind of vagrant, that nothing fears. He blends himself with the trees and the shadows. All his approaches are gentle and indirect. He times himself to the meandering, soliloquizing stream; he addresses himself to it as a lover to his mistress; he woos it and stays with it till he knows its hidden secrets. Where it deepens his purpose deepens; where it is shallow he is indifferent. He knows how to interpret its every glance and dimple; its beauty haunts him for days.

- John Burroughs, 1886

---

---

---

---

## Fly Tiers Corner

### Larva Lace Chironmid

by Bob Bates

Many years ago Jan Sadlo of the Blue Dun Fly shop in Spokane, Washington developed this style of fly when he was in Southern California. He tied the pictured fly 10 years ago at our club meeting. It is a pattern that can be tied in many variations. Body colors are up to you, just match the color of the chironomids in your area. You can add gold, silver or even the new colored beads. He tied several variations for us.

Jan didn't have a fancy name for it, so we decided to call it by the key material and what it is supposed to imitate. As water warms from the ice-covered cold, larger chironomids (midges) will start hatching. A midge pupa is slender with unmistakable thorax and gills, and when ready to hatch it struggles toward the surface with occasional pauses to rest. Use a floating line, attach a strike indicator to the leader and enough tippet below the strike indicator to suspend the fly near the bottom. What? You don't know how deep the water is? From a floating device, clamp forceps on the fly and lower everything over the side until the forceps touch bottom. Set the strike indicator so the fly will be 6 to 12 inches above the bottom. For fishing a stream guess at the depth and set the strike indicator to fly distance at twice the depth.

Take off the forceps, cast and watch the strike indicator. Strike if the indicator does anything unnatural: move sideways, sinks or in flowing water stops. A very slow sinking of the indicator usually means that the fly hook a weed or something. Watching an indicator for any length of time gets boring. So pour yourself a cup of coffee, and look back to see the indicator rising to the surface.

For information on how to tie the Larva Lace, please visit the FFF website at: <http://www.fedflyfishers.org>

### Circle Sculpin

by Bob Bates and Marvin Nolte

When an angler first sees a circle hook they KNOW that you can't catch a fish with it. The point is bent in so much it points toward the shank. This must be a joke!! Actually, this design can be traced to the earliest days of fishing with bone and wooden hooks. As strange as it looks it hooks and holds fish.

According to Dr. Hook (Product Manager Geir Sivertzen, O.Mustad & Son A.S., Norway), "The more modern version of Circle hooks are known to be a result of "product development" among commercial fishermen fishing the reefs of Australia early last century. They lost lots of hooks and lines due to their classic Mustad hooks hooking up the reef. By modifying the point, curling it in as much as possible, they experienced that less hooks were lost. In addition to this fact, they found that their catch ratio increased!!" (Then they had the new designs manufactured by Mustad.)

During the last two or three decades commercial long line fishermen adopted circle hooks for several reasons: Increased hookups, up to 85 percent in some cases. Just about all of the fish were hooked in the corner of the mouth. Generally, the fish didn't get off. Fish hook themselves. Fish were easier to get off the hook once on board the boat.

Observing this, sport saltwater anglers began experimenting with circle hooks, and their experience paralleled the commercial fishermen. When a fish swallows a bait the hook and bait will slide out of the gullet as the line is tightened and not catch on the gills or other sensi-

tive parts. The hook catches on the corner of the mouth. Mortality was so much lower than with traditional J hooks that many saltwater tournaments and some states like California require circle hooks for bait fishing in saltwater.

Ok they work with bait, but can you tie a fly on them? The saltwater fly tiers found they could and the fishing experience paralleled that of the bait fishermen. Some care was needed to keep the gap free, and a common complaint was that the shank wasn't long enough. Hook manufactures are coming out with longer shank hooks like the one Marvin Nolte used to tie this pattern. Now freshwater fly anglers are slowly checking out circle hooks. One thing to remember on selecting circle hooks is to pick ones with no offset. With too much offset you lose the advantage of a circle hook.

Eliminating the instant strike reaction is the biggest circle hook challenge for many fly anglers. We have to wait until the fish has turned away. That is when the hook will pull out of the throat, slide around the corner of the mouth and embed itself. The fish sets the hook; you don't need to. Recommendations include: Let the fish swim away before tightening the line. Continue with a regular strip speed. Line strike not rod strike. Hang on to the line as the fish pulls away. You will have to experiment.

Sculpins are a bottom dwelling fish that big browns and rainbows like to feed on particularly when there are no massive insect hatches. Usually it is the bigger fish that will look for sculpins. Since the sculpin is a bottom dwelling fish that is where your fly should be. Let the fly drift along the bottom. How you do this is up to you: sink tip line, full sink line or something else. Be ready to control yourself and your strike when the fish hits.

---

---


# Becoming a Beginning Fly Angler: Five Simple Steps to being the Rankst Amateur on the River

by Steve Taylor (Printed by permission from Arkansas Wildlife Magazine, March/April 2003)

Silly beginners mistakes that caused me to unwittingly rankle other anglers and go home fishless marked my first year of fly fishing for trout. I repeated those errors in so many unique ways that I became a fly-fishing oxymoron – an expert beginner. No one ever bumbled downstream, spooked fish and snagged flies in trees more perfectly. That kind of expertise shouldn't go to waste. These five easy steps guarantee you'll look and act like the rawest angler ever recruited into the ranks of fly fishers.

Wade right in. Never concern yourself with other anglers and the water they're fishing. Slosh right through, and in return, they'll advise you about places to store fishing gear that you've never thought of before. Because the sounds of a gurgling stream, birds chirping and trout slurping mayflies become monotonous after a while, holler your greetings and wave your arms wildly to make sure everyone knows you're there.

Cast as if trout could fly. Everyone knows that casting is the essence of fly fishing. Make lots and lots of false casts, and don't let your fly linger in the water long before you cast again. The more time your line and fly spend in the air, the more other anglers can admire your skills. Because trout have excellent eyesight and watch for movements overhead, stand tall and repeatedly false-cast directly over them so they can appreciate your tailing loops, too. When you make long casts because you're too lazy or impatient to wade carefully, they'll signal their approval by swimming at top speed-in the opposite direction.



Conduct the orchestra. When you do have a fly in the water, remember all the articles you've read by fishing gurus who flipped line upstream or down for a perfect drift to fool the biggest old trout in the river. My fly-casting mentor calls the way beginners do this the maestro technique. Mend line like an orchestra conductor waving a baton while you learn this subtle art. Just because the trout ignore your fly or run like hell doesn't mean all that twitching and spluttering is bad. And always avoid simple techniques, like swinging Woolly Buggers or soft hackle flies downstream on a tight line. While many trout practically hook themselves when you do so, they won't respect you afterward.

Focus on catching, not fishing. Spend every available moment in the water, casting and retrieving incessantly, rather than observing the water from shore where you might accidentally notice a caddis hatch and determine exactly which fly to use). Besides, soaring hawks, talking herons or sleek otters and mink slinking along the shoreline might distract you. Here's a little secret: veterans don't wear polarized glasses because they're invaluable for spotting fish. They wear them to prevent the glare of breathtaking sunsets over mountain ranges from causing them to miss a strike.

Finally, here's a bonus hint that guarantees you'll act like a rank beginner who doesn't know any better: fish to utter exhaustion and grumble all the way home about how many trout you missed or how few you caught. Whatever you do, avoid savoring the memories and being thankful for the privilege of spending a day on the water.

---

## Hook Drivel

by Jim Cramer of the Russian River Flycasters of Santa Rosa, courtesy of the FFF ClubWire Email NewsWire

It's another cold, gray day with the wind spitting off and on. No fishing to be had and certainly no yard work could be accomplished. It's one of those days made for fly tying and dreaming of fishing.

As I sit here thinking about what might be missing from my fly boxes, the only thing that comes to mind are some smaller versions of some of the standard patterns. It seems to me that the hook sizes have been changing over the past decade or two. Hooks that were size 18 in the past are now sold as size 22, and what were 22's are now 24's or 26's. Of course we all know that there is no industry standard covering hook sizes, and hooks made by one manufacturer have only a passing resemblance in size to those made by another. Several of today's popular hook manufacturers were unknown in the USA two decades ago and for all I know may not have even been in business.

To add to the confusion individual manufacturers have introduced "improved" styles such as the "wide gape dry fly hook." I guess this is where I really become confused. Normally the gape of the hook determines the size designation, or vise-versa. Other modifiers such as shank length, i.e., 1X short, 2X long, etc. or wire weight, i.e., 1X fine or 2X heavy, and of course the type of bend and type of eye are added to fully describe the hook. But the gape measurement, in my humble opinion, seems to be the relevant factor in determining the hook size. Therefore why is a wide gape size 20 not in reality a size 16 or 18? Hook sizes 12 and larger don't

seem to vary as much between styles and manufacturers except for the wide gape stinger styles used on many poppers and bass flies. Maybe a hook manufacture wants to claim, "My size a 20, (16) is stronger than your size 20."

Or here is another possibility. With the introduction of the 20/20 Club, (a 20 inch trout on a size 20 hook) concept by outdoor writers, (they have to have something to brag about), do you suppose that the hook industry is catering to the fly fisher,s egos by mislabeling there hook sizes?

Let's all hope that someday, some standardization will come to this aspect of our sport. If it doesn't I can see the day when a fellow fisherman will not only ask what size and pattern you are using but will also have to ask the brand and style of hook on which it is tied. Your reply could be; "Oh I'm using a Yellow Sally, tied on a Tokomosu, model 240Z, size seventeen and a half."

Well enough of this drivel. My point being that not all hooks are created equal (size-wise) so don't get all tied up (pun intended) when trying to match someone else's patterns unless they give all the details. In practice I find it easier to have a variety of sizes and not worry about what was printed on the box from which the hooks came. Maybe we should have a new classification of fly sizes, large, medium, med-small, small, extra small, tiny, and teeny-weeny or itsy-bitsy.

It works for me.

---

1250 HIGH STREET  
FAIRPORT HARBOR, OHIO 44077

BRUCE & TERRY  
DICKERSON

# Grand River Tackle

LET US TACKLE  
ALL YOUR FISHING NEEDS

440-352-7222  
grantac@ncweb.com  
FAX 440-352-7901

## TMF Sport Shop

### Ohio's Fly Fishing Headquarters

4081 Sandy Lake Road  
Ravenna, Ohio 44266  
Ph: 330.296.2614  
Fx: 330.296.7248

Email: [tmfsportshop@bright.net](mailto:tmfsportshop@bright.net)



---

---

## Schedule of Upcoming NCFE Events

September 3	Membership Meeting Beginner Fly Tying & Favorite Fly Guest Speaker: Richard D. Cochran	Penitentiary Glen 6:30 - 7:45 PM 8:00 - 10:00 PM
September 10	Board Meeting	Penitentiary Glen 7:00 - 9:00 PM
October 1	Membership Meeting Beginner Fly Tying & Favorite Fly Guest Speaker to be determined	Penitentiary Glen 6:30 - 7:45 PM 8:00 - 10:00 PM
October 8	Board Meeting	Penitentiary Glen 7:00 - 9:00 PM
November 5	Membership Meeting Beginner Fly Tying & Favorite Fly Guest Speaker to be determined	Lake Farm Parks 6:30 - 7:45 PM 8:00 - 10:00 PM
November 12	Board Meeting	Penitentiary Glen 7:00 - 9:00 PM



North Coast Fly Fishers  
P.O. Box 312  
Painesville, Ohio 44077

[www.ncff.net](http://www.ncff.net)