

the taut line

the newsletter of the north coast fly fishers



Volume 19 Issue 3

November 2005

In this issue:

President's Line	1
Dues	1
November Membership Meeting	2
November Speaker	3
Holiday Meeting	3
4 th Annual NCFF Fly Tying Expo	3
Favorite Fly	4
DVD Reviews	5
Back Cast Fore Cast	6
Tippets and Leaders	7
6 th Annual Great Lakes Council Expo	7
Schedule of Upcoming Events	8

The President's Line

by Dick Erickson

Do you look forward to our monthly meetings? I hope so. From my perspective, I enjoy seeing our beginning fly tiers discover the joy of converting some rather mundane materials into a fly that will entice a crafty fish. And, how about the dialogue around the "favorite fly" table? There are a lot of opportunities to learn some new tying tricks, and pick up a few fish stories along the way. Then we get to the main course, our speaker for the evening. Here the features vary from month to month. Sometimes it's some tricks to outsmart those crafty fish. Or, some new materials or techniques to tie some flies. Or, the opportunity to explore some streams or lakes we haven't seen before, but offer the promise of catching that prize fish. How about some new equipment or casting tactics? Typically, it's a combination of these.

All of these features of our monthly meetings are educational in nature. The good part is that they also are fun. So much so, that we often don't even think of them as major parts of the education dimension of our club's mission. And, be-

cause of the combination of education and fun, we are promoting excellence in the sport of fly fishing.

One of the things I have enjoyed about our club is seeing youth at our meetings and events. These young people are the future of our sport. For those who have been fly fishing or tying for many years, the lessons of our education programs are often reminders of lessons learned years before. But, for these young people, and those of us new to fly fishing, these lessons help us realize more fully the joy of our sport.

How about you? Do you take your kids or grandkids with you on some of your fishing outings? I expect that you do. Have you thought about bringing them to some of our meetings or events? If more young people attend, perhaps we can tailor some of our programs and schedules to work better for them.

Dick Erickson

Dick Erickson

Dues Are Due

NCFF is now accepting dues for the 2006 calendar year. From September through December members are encouraged to make their \$10 dues payment. This can be done at the check-in desk at our regular meetings or by sending a check to the NCFF mailing address, P.O. Box 312, Painesville, OH 44077.

We remind you that as a Federation of Fly Fishers charter club, all members must maintain their FFF membership. FFF handles this renewal process separately, sending invoices to each member. If you are wondering when your FFF membership is due, look on your Taut Line mailing label. Your FFF renewal date is shown following your name. Or you can ask at the check-in table.



IMPORTANT! – November Membership Meeting at Lake Farm Parks

The Taut Line Newsletter is a publication of the North Coast Fly Fishers, Inc (NCFF) who is solely responsible for its content. The Taut Line is published ten times yearly from September through June, under the direction of the Director of Communications, NCFF. All inquiries should be addressed to: Taut Line Newsletter
P.O. Box 312
Painesville, Ohio 44077
Attn: Dir. Of Communications

The North Coast Fly Fishers (NCFF) is a Federation of Fly Fishers (FFF) Charter Club. Its purpose is to promote fly fishing as the most enjoyable and sporting method of fishing. We are committed to provide education in the best practices and techniques of the sport, including fly tying, fly casting and fish and water conservation. Our members are committed to maintaining a current membership in the FFF



2005-2006 NCFF Board of Directors & Officers

- President:
Dick Erickson (216) 991-7450
- Past President:
Doug Crouch (216) 221-2994
- Vice Pres:
George Shuffert (440) 272-5449
- Treasurer:
Jim Gavacs (330) 562-7073
- Secretary:
Michael Skoczen (216) 381-7518
- Communications:
Joe Valencic (440) 255-8216
- Director:
Connie Hodge (440) 286-1216
- Director:
Lenny Jagoda (440) 259-5382
- Director:
Eric Nakanishi (440) 729-1363
- Director:
Don Van Buren (440) 635-1165
- Director:
George Vosmik (440) 333-6133

Clip art courtesy Dave Whitlock,
www.davewhitlock.com.

November Membership Meeting

Wednesday, November 2nd 2005
Lake Farm Parks
8800 Chardon Rd.
Kirtland, Ohio

Beginner Fly Tying, Favorite Fly
6:30 - 7:45 PM

Guest Speaker
Dick Walle

8:00 - 10:00 PM

CLEVELAND'S PREMIER FLY FISHING & FLY TYING HEADQUARTERS

FEATURING:

- ORVIS • BAUER
- SCOTT • ROSS
- SAGE • CHOTA
- SIMMS • UMPQUA
- RIO • FISHPOND
- AND MUCH MORE



5128 Colorado Ave. (Rt.611) Sheffield Village, OH
20 minutes west of Cleveland · Exit 151 off I-90
Open 7 Days

LORAIN (440) 934-5345
CLEVELAND (440) 835-0861

The Backpackers Shop®

• EXPERT OUTDOOR OUTFITTERS SINCE 1966 •

1250 HIGH STREET
FAIRPORT HARBOR, OHIO 44077

BRUCE & TERRY
DICKERSON

Grand River Tackle

LET US TACKLE
ALL YOUR FISHING NEEDS

440-352-7222
grantac@ncweb.com
FAX 440-352-7901

November's Speaker: Dick Walle

by Jim Gavacs

Our November speaker will be Dick Walle. His program will be on wet Flies. Dick will compare soft hackles, winged wets and flymphs with nymphs, as well as choosing the type and pattern of fly. He will also include equipment, rigging and fishing techniques with one and multiple flies.

Dick is a tier from Toledo, Ohio who specializes in "soft hackle" flies. He is well known throughout the Midwest and does numerous presentations for fly-fishing clubs and shops. Dick is also on the Great Lakes Council Board of Directors. Besides being a NCCFF favorite, he is also a great supporter of our club.

Wet flies and soft hackles have been around a long time. They've been catching fish in England in the 1600's and later brook trout in the 'colonies'. I know they have salvaged a couple of my fishing trips.

With the type of fish we have here in northern Ohio, subsurface techniques are our primary method. Certainly a program on these tried and true flies and techniques will be readily adaptable for steel-head, bass and trout.

On another note, our previously scheduled speaker had to cancel due to illness. We wish Al a speedy recovery and hope to hear about the Pere Marquette in the future.

October Wrap Up

Our October speaker, Mike Kaul, certainly made the Wind River range and Bridger Wilderness around Pinedale Wyoming sound tempting. Made me think, you tour Yellowstone and the Tetons, but VACATION in Pinedale. Might be a good place to test out those soft hackles we're going to hear about from Dick!

See you at the November meeting.


4th Annual Northern Ohio Fly Tying Expo™

January 14th, 2006

Brought to you by the
North Coast Fly Fishers

Check our website for updates

North Coast Fly Fishers 2005 Holiday Meeting



**December 7, 2005
6:00 – 10:00 p.m.**

Place:

St. John Vianney Church
Admin. Center Basement
7575 Bellflower Rd.
Mentor, Ohio 44060

Cost:

Free to NCCFF Members

\$10 Fee for guests & non-members

Food:

Hot & Cold Appetizers, soft drinks, coffee & tea. If you would like to bring a dessert to share, contact the Food Chairman, George Shuffert, at **440-272-5449**

Activities:

Several tables of fly tiers, Annual Fly Exchange (6 Flies in a gift wrapped box. No Name on Box), Special Holiday Raffle, Annual Members Only Fly Plate Raffle, Attendance Raffle

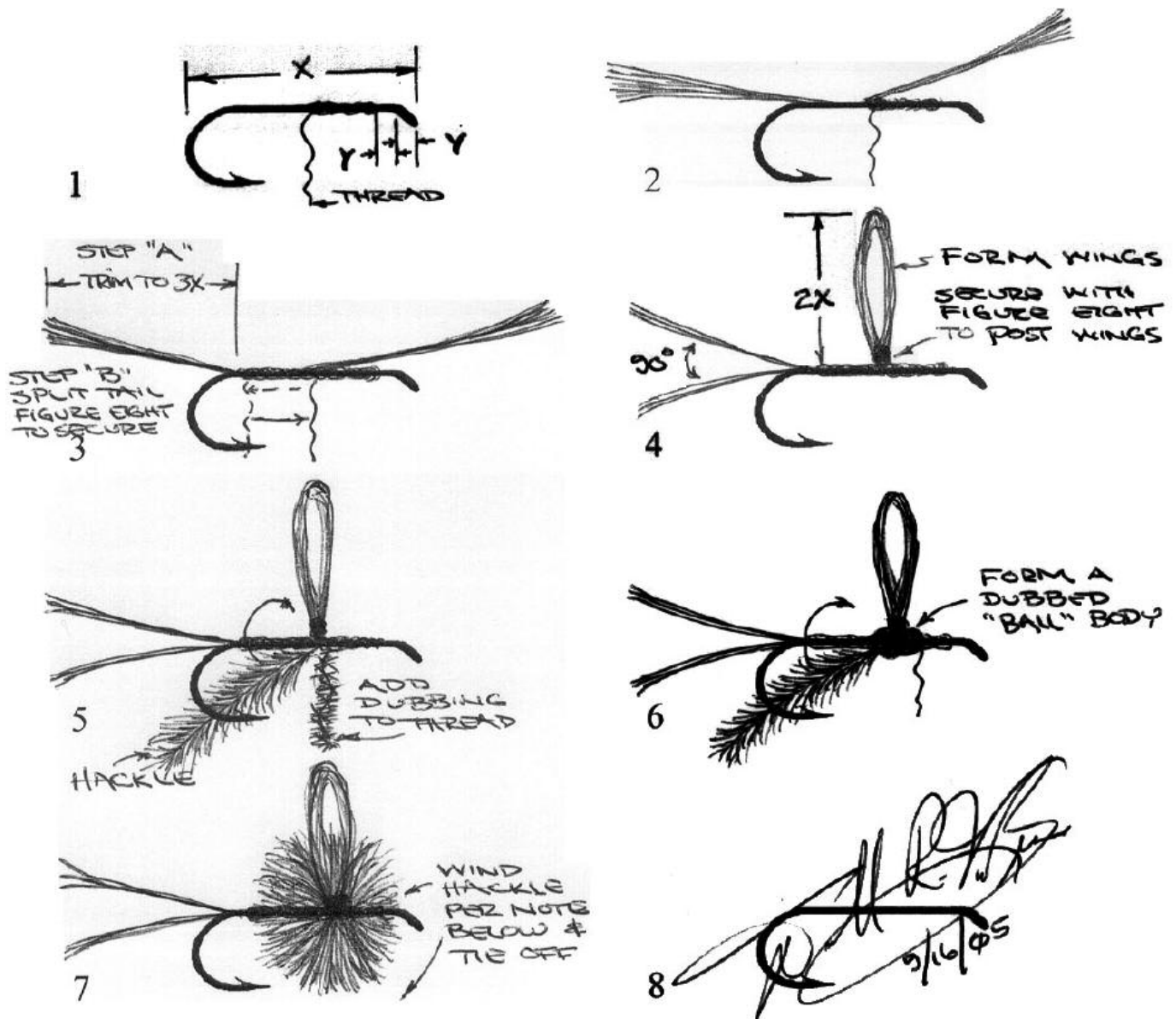
Reservations must be made by the November 2nd Members Meeting. Non-refundable guest fees must also be paid at this time. No sales at the door. Signum sheet will be at the November meeting, or by e-mail to **webmaster@ncff.net**. FFF Membership must also be current to attend. Check your FFF membership card.

Additional details & map will be in the December Taut Line.

NCFF Favorite Fly

Ephemerella Dorthea Thorax Tied by George Vosmik

Hook	Mustad 94840 Size 16	Thread	Clear or Yellow 6/0
Tail/Wing	Krinkle Fiber or Yak Hair 4-6 strands		
Body	Almost body Sulphur or Yellow Rabbit Dubbing		
Wing	Formed from the extended "Tail/Wing" above		
Hackle	Cream Saddle or Neck sized for a #14 Fly		
Head	Finish Dry Fly Style		



Hackle note:

Wind the hackle as follows, over the hook, behind the wing, and return behind the wing. Wind over the hook in front of the wing and return behind and under the wing. Wind over front again to lower rear to over front, but now wind under front to over rear of the wing. Repeat under front to over rear and tie off hackle behind the eye under the hook.

DVD Reviews

by Bruce E. Harang, courtesy FFF ClubWire

Joan Wulff's Dynamics of Fly Casting

By Jeffrey Pill

\$24.95

Joan Wulff is without a doubt one of the finest fly casters in the history of the fly-fishing and tournament casting. This lady has also spent a lifetime developing ways to teach others how to become excellent fly casters. This DVD is the result of all of her abilities both as a caster and as an instructor. Everyone from absolute beginner to advanced fly caster will find techniques, ideas, methods, and instruction to make you a fly caster or a much better fly caster. In this sport there is absolutely no way to be as successful as you wish to be, without first being a proficient fly caster. There is no magic fly, fly line, rod, reel, or destination that can overcome a fly fisher's inability to cast and present the fly well. This well produced fly-casting course will provide you with all of the tools you need to reach this necessary and desirable fly-casting proficiency.

The DVD is composed of twenty-three chapters beginning with three short chapters summarizing fly-casting's beginnings and Joan Wulff's fly-casting background. These are followed by chapters on Hand & Arm movement, Hand Tension, Seeing the Cast, Casting at All Angles, Wind, Line Design & Marking, Roll Cast, Basic Cast, False Casting, Using Drift Time, Shooting Line, Reach Cast, Oval Cast, Double Hauls, Distance Casting, Advanced Techniques, Outdoor Practice, Indoor Practice, Double Casting, and Closing. When the viewer masters each of these lessons he will have learned the tools that will make him a much better fly caster and fly fisher. You will note that there are two chapters on "practice". Unfortunately, even Joan Wulff can't provide you with these skills without you actually practicing, practicing, and practicing. However, she does provide you with some great ideas on how to practice,

what to practice, and where to practice so that it can be as enjoyable as possible.

The material is presented in an easy to watch, easy to learn manner which is the result of a wonderful on stage performance by Joan Wulff and the professional production of Miracle Productions. The sound and lighting as well as camera angles are superb. No distractions for the viewer because wind is howling in the microphone. No trying to squint to see the fly line or find the speaker hidden by the background or speaking with their backs to you the viewer. Miracle Productions has produced another movie-like DVD of the highest quality. That said, I did enjoy the fact that in a few scenes they hired one of the Ring Wraths to play the scene with its black void face.

Overall, this is a must have DVD for anyone who casts a fly line for the joy of casting or the pleasure of fishing.

Successful Fly Fishing Strategies

By Jeffrey Pill

\$29.95

This production is one of those hidden gems that if utilized will allow you to become a much more successful trout fisherman no matter where you fish. Gary LaFontaine, and Dick Sharon, share fishing tactics and ideas that will allow you to become proficient at presenting a fly to trout. This DVD is the collection of fly-fishing strategies television shows without commercial interruption. But they have been produced such that they flow together to create one well done instructional DVD. The use of on-screen graphics to overlay tactics on actual fishing locations as well as animated illustrations make this a great learning tool.

The DVD is composed of fourteen chapters starting with two chapters of opening and introduction which lay the groundwork for what is to follow. These are followed by chapters on Deep Water Nymphing, Nymphing a Deep Run (and

how to catch everything but trout), Walking in the Woods (or how not to break a fly rod with no fish on), Dry Fly on a Stream, Small Mountain Lake, Caddis Water, Big Freestone River, Pocket Water in a Small Creek, Streamers and Undercut Banks, and Convergence of a Creek and a River. There is also a short chapter on the sponsor Scott Rod Company and an Ending Credits chapter. As you can see many of the typical trout water types found everywhere around the world are covered. And more importantly, how to present a fly and why the presentation works and is a better choice than other presentation options is provided for the viewer. In one hour and forty minutes the authors provide you with decades of learning allowing you to shorten your learning curve drastically and start catching trout a heck of a lot sooner. All of the information is presented in an easygoing bantering fashion between the authors that lets you learn without feeling as if you are in English class. Once you can cast proficiently, you still have to be able to find and entice a trout to take your fly. This DVD will allow you to do just that.

The material is presented in an easy to watch, easy to learn manner which is the result of well done on stage performances by Dick and Gary and the professional production of Miracle Productions. Minor actor mistakes are cleverly disguised by the tremendous supporting performance of the Dog. The sound and lighting as well as camera angles are superb. No distractions for the viewer because wind is howling in the microphone. No trying to squint to see the fly line or find the speaker hidden by the background or speaking with their backs to you the viewer. Miracle Productions has produced another movie-like DVD of the highest quality.

Overall, this is a must have DVD for anyone who casts a fly line to catch a trout or whitefish.

Only Backcasts – Only Forward Casts

by Gary Borger, From *The Loop* – Summer 1996, courtesy FFF ClubWire

A major problem in the teaching of fly casting is the speed at which the cast must be performed. It's as if a piano instructor expected the student to play at presto speed and with both hands during the very first lesson (shades of "Groundhog Day"). It's very hard for the beginner to remember the lengthy instructions given by the enthusiastic instructor, and then try to incorporate all that techno-talk into smooth muscle movement—Especially when the instructor immediately rips the rod out of the beginner's hand and shows the befuddled neophyte "how it's done."


One solution to this vexing problem is the pantomime method described in the last issue of the "Tailing Loop." (Spring 1997 *Loop*) Another equally effective tactic (and one that I use in combination with the pantomime) is "only backcasts, only forward casts." It allows the students to focus on only half the cast at one time and learn it well. Once each half is under control, then the whole cast can be assembled quickly and seamlessly. After practicing the basic casting stroke with the pantomime tactic until the arm movements seem relaxed, I have the students extend 15 to 20 feet of line and make a backcast, stopping the rod at the required position and leaving it there for me to check. The line falls to the ground behind them. I then have the students turn 180 degrees (a right-handed caster turns to the right), drop the rod and make another backcast for me to check. I continue this "backcast and turn" tactic for several minutes, gently correcting the students by reminding them each time to stop the rod in the correct position. If someone is having par-

ticular difficulty in stopping at the correct place, I'll stand next to them and say "stop" when the rod reaches the correct point. I also tell them to watch their hand (not the rod, not the line, not someone else, etc.). I've discovered this to be more effective than grabbing the rod or otherwise blocking its movement with my hand.

Remember, muscles get tired quickly, so never allow students to cast for more than 15 to 20 minutes without a break (I prefer 10 minute sessions). After a few minutes, I ask the students to stop casting, and I demonstrate the forward cast. I start with the line lying on the ground behind me and explain the arm movements again, executing the cast slowly so that everyone can see all the details well.

Then, I have the students make only forward casts. After each cast, they turn 180 degrees (a right-handed caster turns to the left), raise the rod to the correct beginning position, think about what they should be doing, and then make a forward cast. Having the students softly describe to themselves what they are doing dramatically enforces the previous pantomime training. I usually alternate several short sessions of "only backcasts" and "only forward casts" before I ask the students to try putting the two together. If anyone has difficulty with the entire casting stroke, I immediately take them back to the "only" sessions.

This "only backcasts, only forward casts" teaching tactic is not the "only way" to help students get the stroke together, but it's one that works extremely well and relieves the tension that beginners often feel when trying to cast "up to speed." I recommend it most highly.



Tippetts and Leaders: A General Guide

by Dusty Sprague – FFF Casting Board of Governor, courtesy FFF ClubWire

Tippet	X code	Lb. Test	Hook size
.003"	8X	1-2	24,26,28
.004"	7X	2-3	20,22,24,26
.005"	6X	3-4	16,18,20,22
.006"	5X	4-5	14,16,18
.007"	4X	5-6	12,14,16
.008"	3X	6-8	10,12,14
.009"	2X	8-10	6, 8, 10
.010"	1X	9-12	4,6,8
.011"	0X	10-14	1/0, 2,4

A general guide to tippet size selection is to divide the size of the hook by the number 3. The result refers to the tippet size in the 'x' designation. For example, an appropriate tippet size for a #18 fly would be 6X; however, the larger 5X material might be more desirable under certain fishing conditions. In general, use the largest tippet diameter practical for fly size and fishing conditions. Variations occur between brands in pounds test and characteristics of the nylon or fluorocarbon material (stiffness, abrasion resistance, elongation, etc.). Hook size and weights, extra weighting, fly design and tying material characteristics, all affect leader and tippet performance.

In general, when fish can see very well (fish with good vision, clear water, bright sun, shallow water, etc.), leaders need to be longer, and tippetts need to be longer and lighter. When fish can't see very well (fish with poor vision, murky water, night, deep water, etc.) leaders can be shorter, and tippetts can be shorter/heavier. In very windy conditions, in heavy cover areas, or fishing where leader/tippet abrasion is likely, heavier and /or shorter leaders and tippetts are more appropriate. A leader length of 9 ft. can be used as a baseline, extending, or shortening as needed. For best casting performance — efficient energy transfer — the diameter of the leader but should correspond to the diameter of the tip of the fly line. The following table can be used as a guide.

Fly Line Size	Leader Butt Diameter
4 & 5 wt	.022" or .023"
6 & 7 wt	.024" or .025"
8 & 9 wt	.026" or .027"



www.madriveroutfitters.com
Secure Online Shopping!
Free Shipping on orders
over \$25.00!

6th Annual Great Lakes Council Fly Tying Expo

The Great Lakes Council of the Federation of Fly Fishers will host the 6th Annual Fly Tying Exposition at the Ingham County Fairgrounds in Mason, Michigan on Saturday, December 3, 2005. The expo will be open to the public from 9:00 a.m. to 4:00 p.m.

Over 100 tiers will be on hand this year to demonstrate their fly tying skills. We are pleased to announce Royce Dam from Wauwatosa, Wisconsin will be joining us this year as one of our featured tiers. Royce is a master fly tier with over fifty years of fly tying experience and is the 1994 Federation of Fly Fishers Buz Buszek Award recipient. The Buszek Award is the Federation's most prestigious fly tying award. Royce will be joined by Buszek Award recipients Jeff Bear Andrews and Chris Helm. Returning talents also include Dennis Potter, Rusty Gates, Ray Schmidt, Dick Walle, Julie Nielsen and many others.

Fly tiers will be tying a vast selection of patterns including trout flies, bass bugs, saltwater flies, streamers, emergers, dries, wets, and others. Once again, tiers will have the opportunity to sell their flies and fly tying associated goods from their table. The area for vendors will be greatly expanded with vendors offering a wide variety of fly tying, fly fishing and related products.

A number of events will be featured throughout the day including door prizes, silent auctions, bucket raffle, and a live auction during the lunch hour. There will also be an instruction table for individuals to tie their first fly.

There is a modest admission fee for the event: \$9.00 for adults, \$5.00 for children 13-18; children 12 and under are free. Contact Dorothy Schramm to nominate a tier for the event at (231) 869-5487 or jdschramm@oceana.net. Visit the GLC website for the latest information at www.fffglc.org.

Schedule of Upcoming NCFE Events

November 2	Membership Meeting Beginner Fly Tying & Favorite Fly Guest Speaker: Dick Walle	Lake Farm Parks 6:30 - 7:45 PM 8:00 - 10:00 PM
November 9	Board Meeting	Penitentiary Glen 7:00 - 9:00 PM
December 7	Holiday Meeting	St. John Vianney Church 6:00 - 10:00 PM
December 14	Board Meeting	Penitentiary Glen 7:00 - 9:00 PM
January 4	Membership Meeting Beginner Fly Tying & Favorite Fly Guest Speaker: TBD	Lake Farm Parks 6:30 - 7:45 PM 8:00 - 10:00 PM
January 11	Board Meeting	Penitentiary Glen 7:00 - 9:00 PM
January 14	4 th Annual Fly Tying Expo	Croatian Lodge

www.ncff.net

North Coast Fly Fishers
P.O. Box 312
Painesville, Ohio 44077

